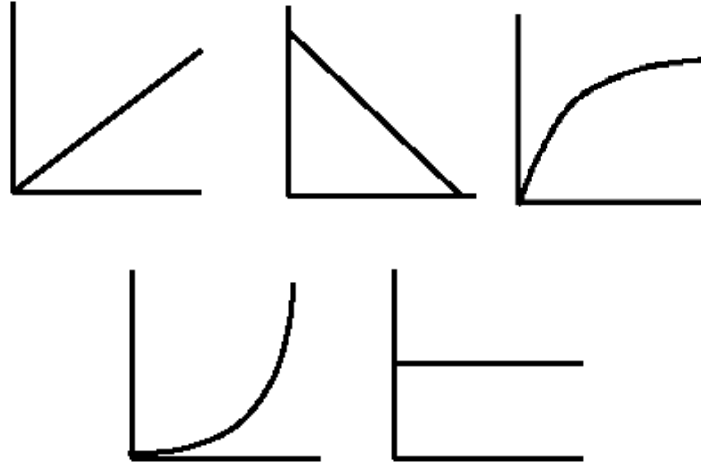


Name \_\_\_\_\_ # \_\_\_\_\_

Step 1 – The slope of a motion plot tells describe what kind of motion we have. Describe each slope



Step 2 –Use Y axis label to identify the motion described by the slope

**If the plot has:**

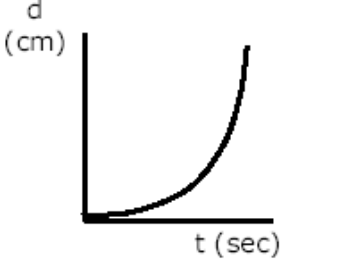
**Slope Equals:**

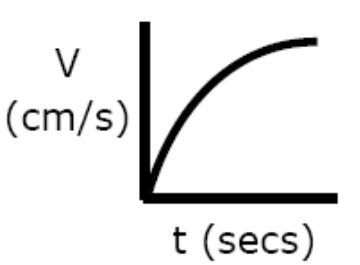
- **d or position on Y axis**
- **v or speed on Y axis**
- **velocity or speed** (slope =  $\Delta d / \Delta t = v$ )
- **acceleration** (slope =  $\Delta v / \Delta t = a$ )

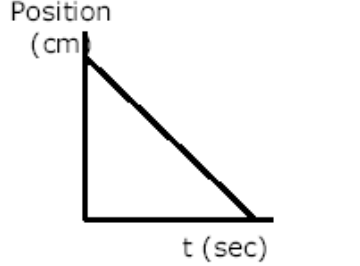
	Step 1 – <b>Slope?</b>	Step 2 – <b>Motion?</b>

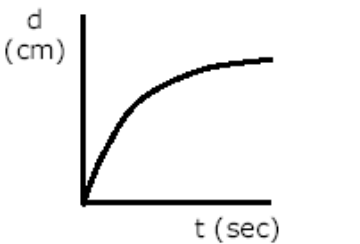
	Step 1 – <b>Slope?</b>	Step 2 – <b>Motion?</b>

The motion described in the plot above \_\_\_\_\_

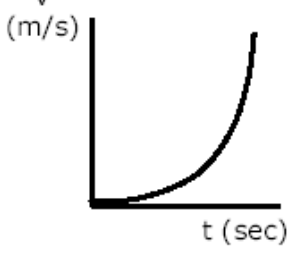
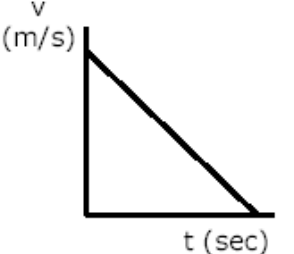
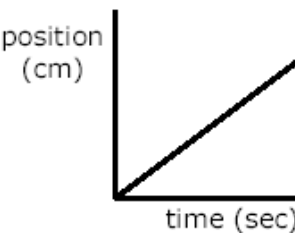
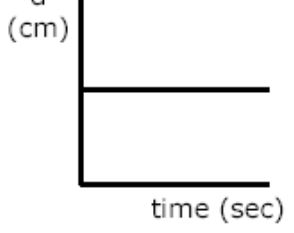
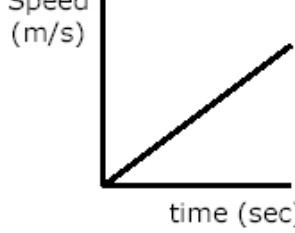
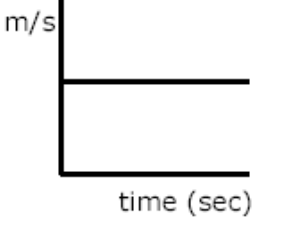
 <p>d (cm)</p> <p>t (sec)</p>	Step 1 - <b>Slope?</b>	Step 2 - <b>Motion?</b>

 <p>V (cm/s)</p> <p>t (secs)</p>	Step 1 - <b>Slope?</b>	Step 2 - <b>Motion?</b>

 <p>Position (cm)</p> <p>t (sec)</p>	Step 1 - <b>Slope?</b>	Step 2 - <b>Motion?</b>

 <p>d (cm)</p> <p>t (sec)</p>	Step 1 - <b>Slope?</b>	Step 2 - <b>Motion?</b>

Using your motion words, velocity or acceleration, fully describe the motion for each plot listed below

Example	Motion		Motion
	<p><b><i>Increasing Acceleration</i></b></p>		
<b>Motion</b>			
			<b>Motion</b>
<b>Motion</b>			
			<b>Motion</b>